

TransCon™ PTH

Week 110 Phase 2
PaTH Forward Trial

September 12, 2022

Cautionary Note on Forward-Looking Statements

This presentation contains forward-looking statements. All statements other than statements of historical facts contained in this presentation, such as statements regarding our prospective products, clinical trial results, the expected timing of top-line results, the scope, progress, results and costs of developing our product candidates or any other future product candidates, timing and likelihood of success, plans and objectives of management for future operations and future results of current and anticipated products are forward-looking statements. These forward-looking statements are based on our current expectations and beliefs, as well as assumptions concerning future events. These statements involve known and unknown risks, uncertainties and other factors that could cause our actual results to differ materially from the results discussed in the forward-looking statements. These risks, uncertainties and other factors are more fully described in our reports filed with or submitted to the Securities and Exchange Commission, including, without limitation, our most recent Annual Report on Form 20-F filed with the SEC on March 2, 2022 particularly in the sections titled “Risk Factors” and “Management’s Discussion and Analysis of Financial Condition and Results of Operations.” In light of the significant uncertainties in our forward-looking statements, you should not place undue reliance on these statements or regard these statements as a representation or warranty by us or any other person that we will achieve our objectives and plans in any specified timeframe, or at all.

Any forward-looking statement made by us in this presentation speaks only as of the date of this presentation and represents our estimates and assumptions only as of the date of this presentation. Except as required by law, we assume no obligation to update these statements publicly, whether as a result of new information, future events, changed circumstances or otherwise after the date of this presentation.

This presentation concerns product candidates that are or have been under clinical investigation and which have not yet been approved for marketing by the U.S. Food and Drug Administration, European Medicines Agency or other foreign regulatory authorities. These product candidates are currently limited by U.S. Federal law to investigational use, and no representations are made as to their safety or effectiveness for the purposes for which they are being investigated.

*Ascendis, Ascendis Pharma, the Ascendis Pharma logo, the company logo, TransCon, and SKYTROFA are trademarks owned by the Ascendis Pharma group.
© September 2022 Ascendis Pharma A/S.*

Independence From Conventional Therapy at Week 110

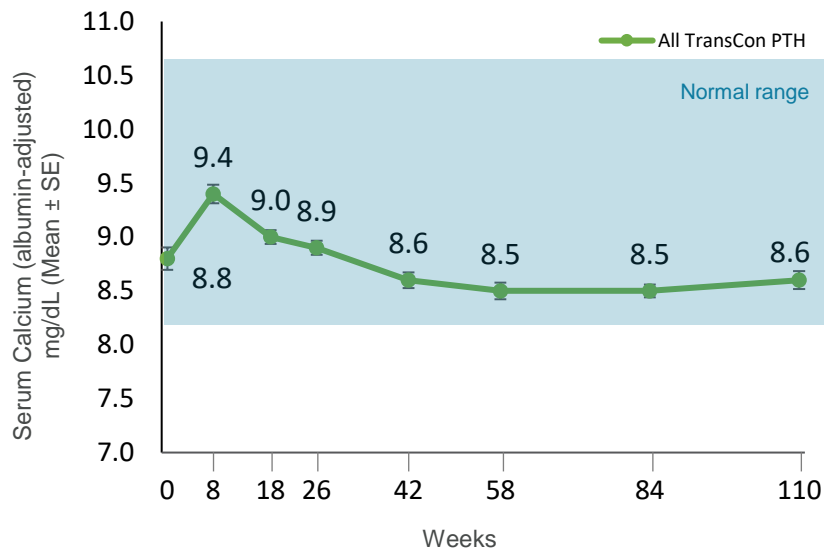
	All TransCon PTH
Number of participants continuing through Week 110, n	57
Active vitamin D = 0 µg/day, n (%)	57 (100%)
Calcium ≤ 600 mg/day, n (%)	53 (93%)
Calcium = 0 mg/day, n (%)	44 (77%)
Active vitamin D = 0 µg/day and Calcium ≤ 600 mg/day, n (%)	53 (93%)
Active vitamin D = 0 µg/day and Calcium = 0 mg/day, n (%)	44 (77%)

Of 57 participants, 53 (93%) achieved independence¹ from conventional therapy and 44 (77%) were able to achieve independence from all supplements

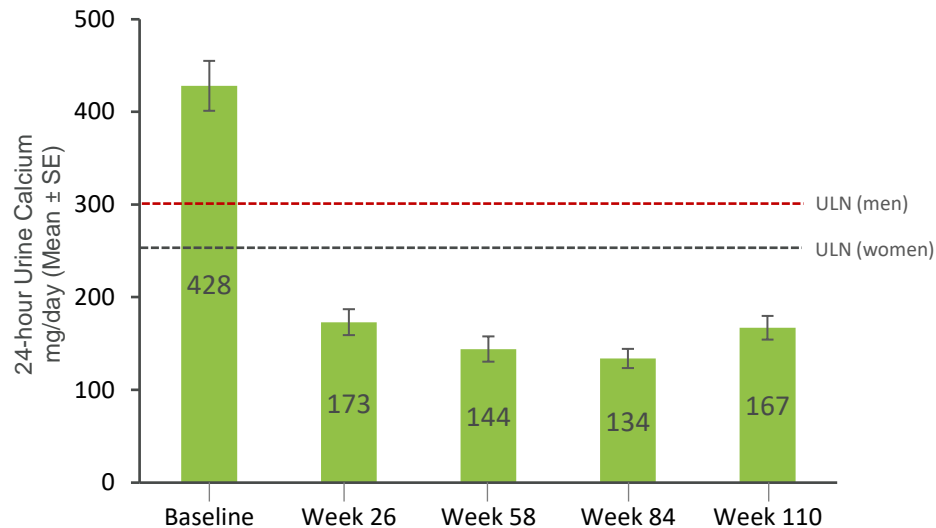
¹ Not taking active vitamin D and taking ≤ 600 mg/day of calcium supplements.

Serum Calcium and 24-Hour Calcium at Week 110

Mean Serum Calcium



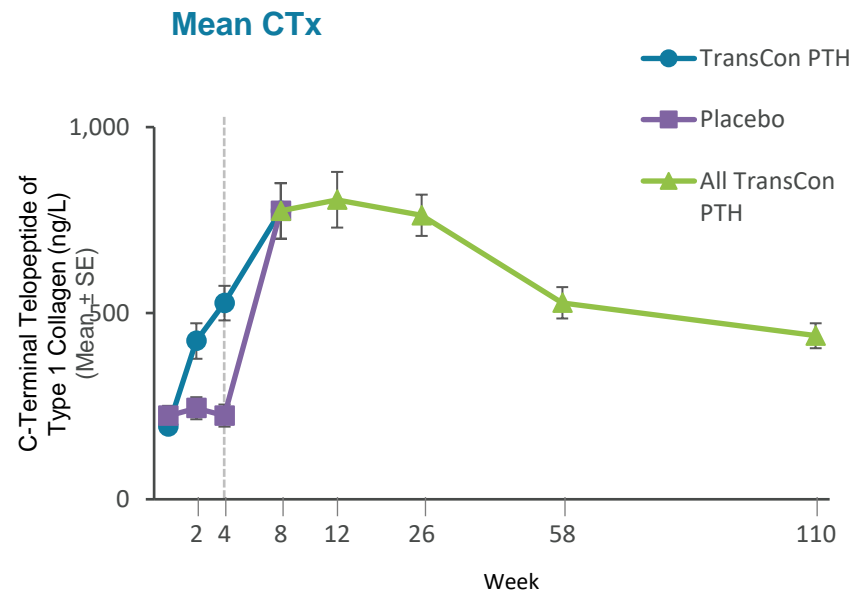
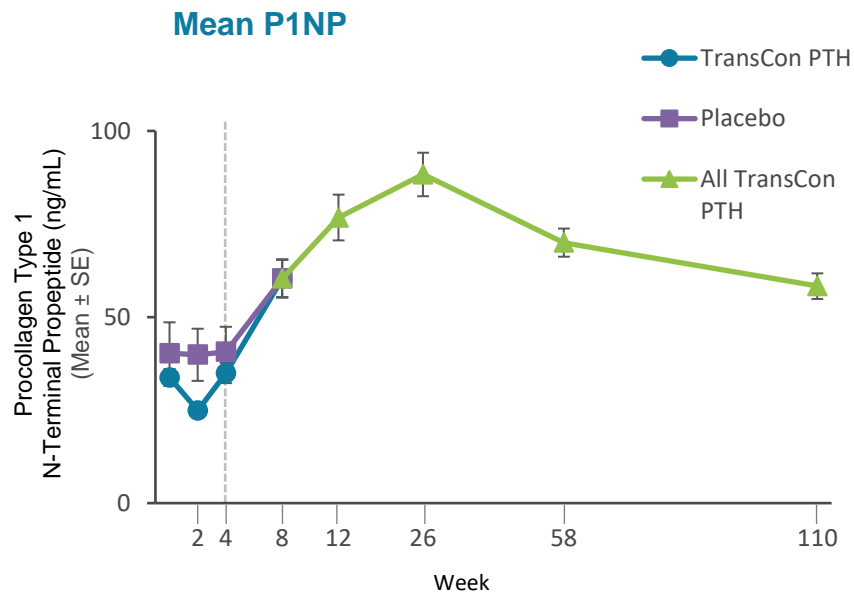
Mean 24-Hour Urine Calcium



Mean serum calcium and mean 24-hour urine calcium remained in the normal range at Week 110

PTH, parathyroid hormone; SE, standard error; ULN, upper limit of normal

Serum Markers of Skeletal Dynamics at Week 110



P1NP peaked 26 weeks and CTx peaked 12 weeks after initiation of TransCon PTH therapy and thereafter trended downward through Week 110

CTx, C-terminal telopeptide of type 1 collagen; P1NP, procollagen type 1 N-terminal propeptide

Bone Mineral Density by DXA at Week 110

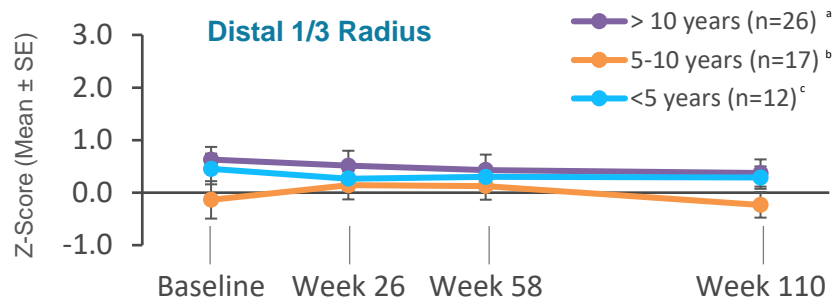
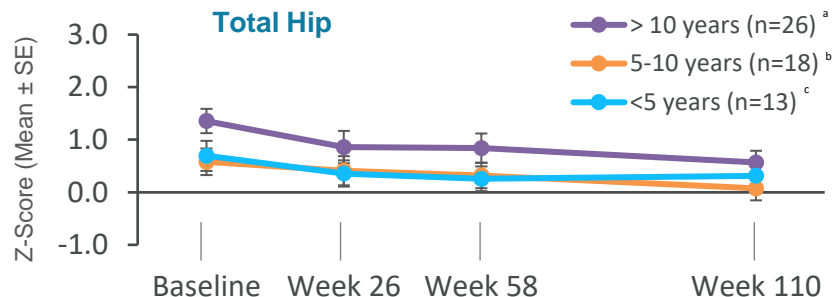
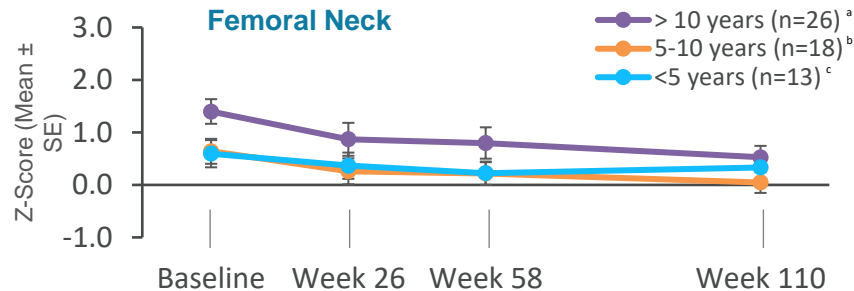
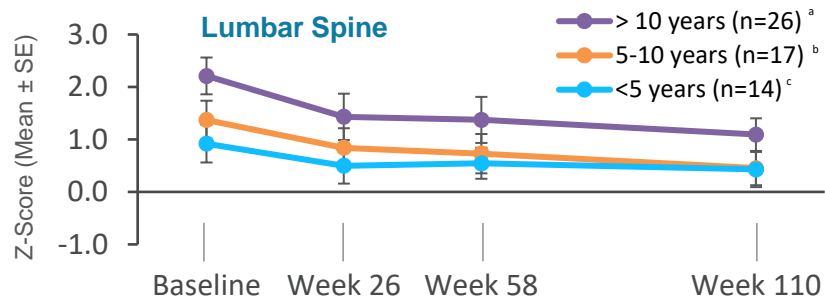
Region	Mean Z-Scores			
	Baseline (n=57)	Week 26 (n=46)	Week 58 (n=46)	Week 110 (n=55)
Lumbar Spine L1-L4	1.6	1.0	0.9	0.7
Femoral Neck	1.0	0.5	0.4	0.3
Total Hip	1.0	0.6	0.5	0.4
Distal 1/3 Radius ^a	0.4	0.3	0.3	0.2

DXA, dual-energy X-ray absorptiometry

^an=3 participants missing distal 1/3 radius corrected Z-scores at each time point

With TransCon PTH treatment BMD Z-scores trended toward age- and sex-matched norms

Bone Mineral Density by Duration of Hypoparathyroidism at Week 110



At axial sites, participants with more years of hypoparathyroidism duration had higher baseline Z-scores and larger numeric decreases in Z-scores through Week 110

DR, distal 1/3 radius; FN, femoral neck; LS, lumbar spine; TH, total hip | ^a >10 years: n=7 (LS, FN, TH) and n=8 (DR) missing data at Week 26, n=8 missing at week 58, n=1 missing at Week 110; ^b 5-10 years: n=4 missing data at Week 26, n=3 (LS, FN, TH) and n=4 (DR) missing at Week 58; ^c <5 years: n=1 missing data at Week 110

Treatment Emergent Adverse Event Summary at Week 110

TEAEs during TransCon PTH Treatment, n (%)	All TransCon PTH (N = 59)
Any TEAE	56 (94.9)
Serious TEAE	6 (10.2)
Severity^a	
Grade 1	35 (59.3)
Grade 2	17 (28.8)
Grade 3	4 (6.8)
Grade 4	0
Treatment-related TEAE	25 (42.4)
Serious treatment-related TEAE	0
TEAE related to hypercalcemia or hypocalcemia leading to ED/urgent care visit and/or hospitalization	0
TEAE leading to discontinuation of study drug	0
TEAE leading to discontinuation of trial	0
TEAE leading to death	0

The majority of AEs were mild and unrelated to study drug

ED, emergency department; PTH, parathyroid hormone; TEAE, treatment-emergent adverse event.

^a In the severity categories, participants are displayed for the highest severity only.

Conclusions

- Durability of response to TransCon PTH therapy through Week 110 demonstrated by continued normalization of serum calcium and 93% achieving independence from conventional therapy.
- Participants with more years of disease duration had higher baseline bone mineral density (BMD) Z-scores and larger decreases in BMD Z-scores following treatment, trending toward age- and sex-matched norms through Week 110.
- Replacement therapy with TransCon PTH was well tolerated through Week 110, with continued normalization of 24-hour urine calcium and no discontinuations due to treatment-emergent adverse events.

Thank you

Company contact:

Tim Lee

Senior Director, Investor Relations

tlee@ascendispharma.com

+1 (650) 374-6343